


VISO II Road Map



Blacklight

On: Press and hold  for 2 sec



Off: Press and hold  for 2 sec


Daily Jump Counter



Press and hold  for 2 sec

Press  or  to display other dates

Accessing the Profile menu



 Quickly press and release  button


 **1st padlock** will briefly appear and then disappear in VISO's screen



 **2nd padlock** will appear, press and keep hold of  button (padlock will disappear again)



 **3rd padlock** appears - release  button

Accessing Logbook Information

 Quickly press and release  button

 **1st padlock** will briefly appear and then disappear in VISO's screen

 **2nd padlock** will appear, press and keep hold of  button (padlock will disappear again)

 **3rd padlock** appears - release  button

Jump Profile


 - Playback Altitude v time

 - Playback Speed v time

Logbook Information

 - Jump number

 - Exit Altitude

 - Deployment Altitude


 - Freefall Time


 - Max Freefall Speed

 - Max Canopy Speed

VISO Setup Selector


 - Alti-Meter / Speed-Meter


 - Feet / Meter when set to Alti-Meter


 - Mph / KmH when set to Speed-Meter


 - Altitude offset

 - Dive Type

 - True Airspeed (TAS) / Skydiver's Airspeed (SAS)


 - Set current year

 - Set current date

 - Set current time

 - Preset jump counter

 - Reset jump counter

 - Turn the VISO OFF

 - Padlock window



Hold  for 5 seconds